



## LOCKER CATALOG



INTRODUCTION

KUPAN was founded in 1970 as a family owned company in the east of The Netherlands. The founder, Jan Ten Brinke, was one of the pioneers who started the company by engineering, producing, selling and installing waterproof products based on compact HPL (High Pressure Laminate) in the Netherlands. Nowadays the company is owned by the second generation of the family Ten Brinke. Over the past two decades KUPAN has become a leading market player and offers a comprehensive product portfolio for customers worldwide in all market segments.

KUPAN PRODUCTS

- Lockers
- Cubicles
- Benches
- Wardrobe
- Vanity units
- Locking systems
- Cloakroom benches
- Water-resistant doors
- Lab & cleanroom furniture



KUPAN MARKET EXPERIENCE

- Airports
- Industries
- Healthcare
- Sports facilities
- Swimming pools
- Offices and hotels
- Stadiums and arenas
- Recreational facilities
- Universities and schools
- Wellness and fitness centres

COMPACT HPL

Compact High Pressure Laminate (HPL) is produced by sandwiching layers of paper and phenolic resins and fusing them together under intense heat and pressure. It will become a self-supporting panel that offers enhanced performance for high traffic environments. Constructed from multiple layers of high quality paper, impregnated with thermosetting phenolic resins. The layers form a single, high strength, tough and totally waterproof panel.

LOCKERS




KUPAN lockers stand for quality and design. The lockers are available in different sizes for a variety of users in all kinds of environments. The lockers feature several unique characteristics. Recessed doors make the lockers highly secure and give an attractive flat front. The maintenance-free, self-closing hinge system is an innovative solution. As the lockers are supplied pre-assembled, the required installation time is minimal and stability is assured.

It is possible to choose from various skirting systems, top panels, mechanical locks, coin-operated locks, individual electronic locks or system locks of various brands. The many options for colours, engraving and handles make it possible to give the lockers their own identity that suits the environment in which they will be installed.





In this brochure you can find our standard locker models. Alternative quantities up to 10 doors per column and/or different dimensions are also possible. Please contact your local dealer for more info.

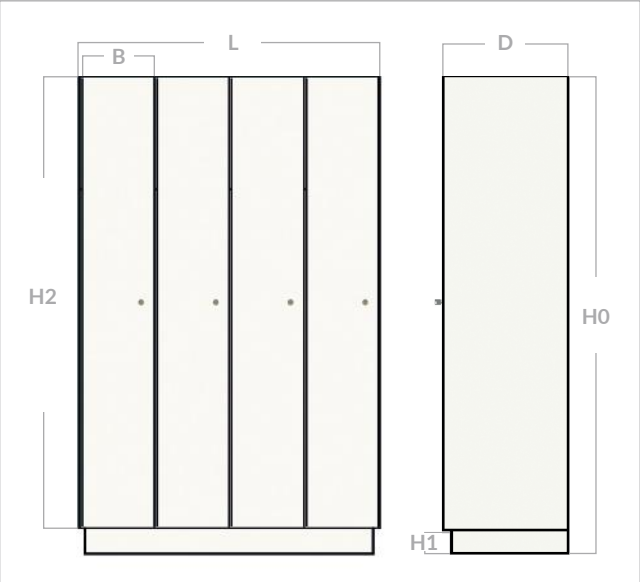
 <div><b>LOCKER MODEL 1 TL</b> page 4</div>	 <div><b>LOCKER MODEL 5 TL</b> page 12</div>
 <div><b>LOCKER MODEL 2 TL</b> page 6</div>	 <div><b>Z LOCKER MODEL</b> page 14</div>
 <div><b>LOCKER MODEL 3 TL</b> page 8</div>	 <div><b>LOCKING SYSTEMS</b> page 16</div>
 <div><b>LOCKER MODEL 4 TL</b> page 10</div>	

 <div>0029 silvretta</div>	 <div>0811 cello</div>	 <div>0877 light sawcut oak</div>	 <div>0733 hygienic white</div>	 <div>0085 white</div>	 <div>0074 pastel grey</div>
 <div>0075 dark grey</div>	 <div>0077 charcoal</div>	 <div>0725 yellowish green</div>	 <div>0010 mango</div>	 <div>0718 arctic</div>	 <div>0067 red</div>

LOCKERS - 1 TL 300

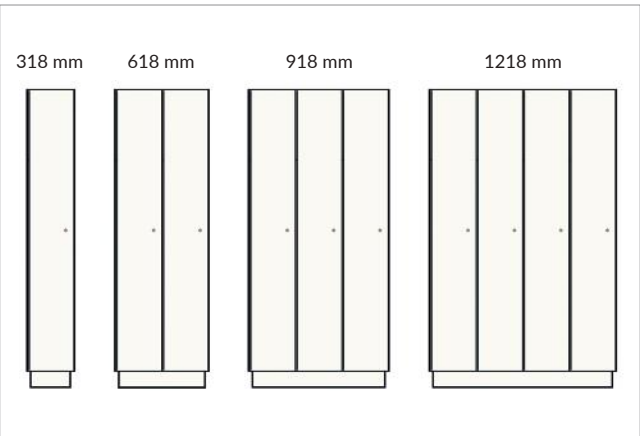


4 Column in perspective



Front view

Side view



Modules

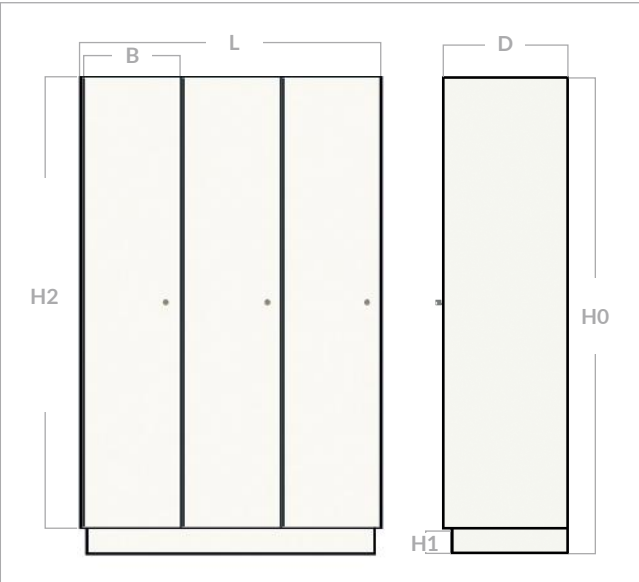
STANDARD DIMENSIONS					
L	D	H0	H1	H2	B
Total Length 1218 mm	Total Depth 500 mm	Total Height 2000 mm	Plinth Height 180 mm	Body Height 1820	Body Width 300 mm

MATERIAL SPECS		OPTIONS
Door	: 13 mm Compact HPL	<ul style="list-style-type: none"><li>Turning directions left or right (DIN)</li><li>Number engraving</li><li>Sloping tops</li><li>Top panels</li><li>Ventilation cut out</li><li>Filler panels</li><li>Bench mounted</li><li>Extra shelves</li></ul> <p>Other adjustments upon request</p>
Plinth	: 13 mm Compact HPL	
External walls	: 13 mm Compact HPL	
Internal walls	: 8 mm Compact HPL	
Shelves	: 8 mm Compact HPL	
Back panel	: 2,5 mm Compact HPL	
Adjustable plinth	: Integrated	

LOCKERS - 1 TL 400

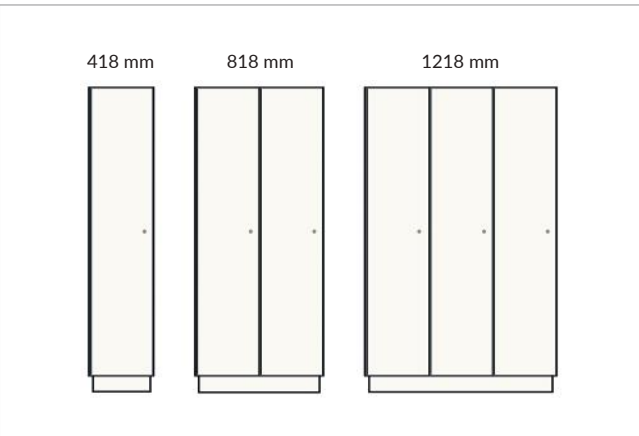


3 Column in perspective



Front view

Side view



Modules

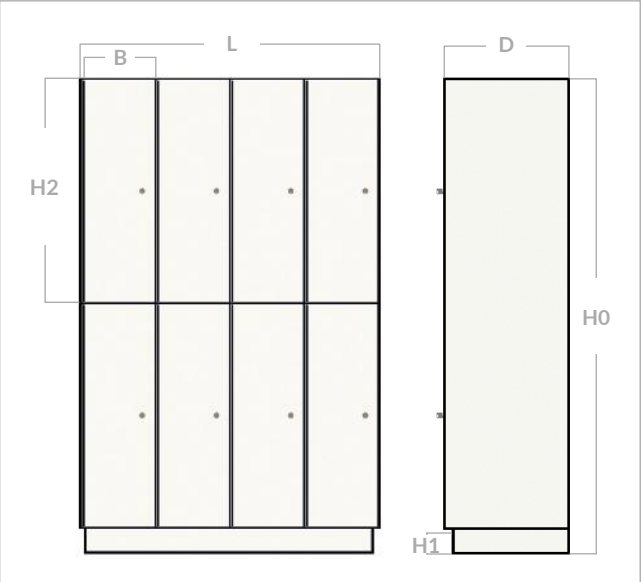
STANDARD DIMENSIONS					
L	D	H0	H1	H2	B
Total Length 1218 mm	Total Depth 500 mm	Total Height 2000 mm	Plinth Height 180 mm	Body Height 1820 mm	Body Width 400 mm

MATERIAL SPECS		OPTIONS
Door	: 13 mm Compact HPL	<ul style="list-style-type: none"><li>Turning directions left or right (DIN)</li><li>Number engraving</li><li>Sloping tops</li><li>Top panels</li><li>Ventilation cut out</li><li>Filler panels</li><li>Bench mounted</li><li>Extra shelves</li></ul> <p>Other adjustments upon request</p>
Plinth	: 13 mm Compact HPL	
External walls	: 13 mm Compact HPL	
Internal walls	: 8 mm Compact HPL	
Shelves	: 8 mm Compact HPL	
Back panel	: 2,5 mm Compact HPL	
Adjustable plinth	: Integrated	

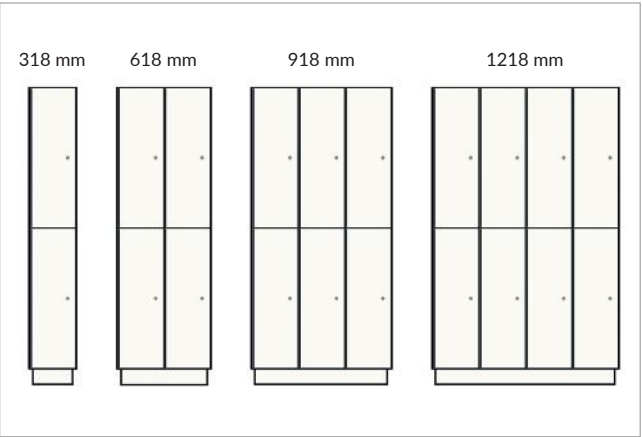
LOCKERS - 2 TL 300



4 Column in perspective



Front view



Modules

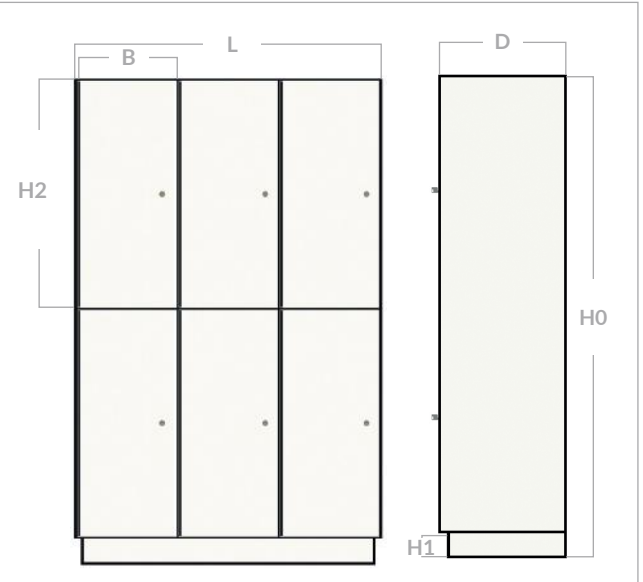
STANDARD DIMENSIONS					
L	D	H0	H1	H2	B
Total Length 1218 mm	Total Depth 500 mm	Total Height 2000 mm	Plinth Height 180 mm	Body Height 910 mm	Body Width 300 mm

MATERIAL SPECS		OPTIONS
Door	: 13 mm Compact HPL	<ul style="list-style-type: none"><li>Turning directions left or right (DIN)</li><li>Number engraving</li><li>Sloping tops</li><li>Top panels</li><li>Ventilation cut out</li><li>Filler panels</li><li>Bench mounted</li><li>Extra shelves</li></ul> <p>Other adjustments upon request</p>
Plinth	: 13 mm Compact HPL	
External walls	: 13 mm Compact HPL	
Internal walls	: 8 mm Compact HPL	
Shelves	: 8 mm Compact HPL	
Back panel	: 2,5 mm Compact HPL	
Adjustable plinth	: Integrated	

LOCKERS - 2 TL 400

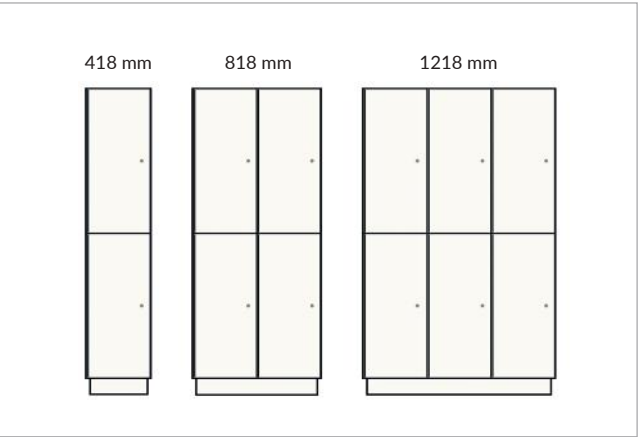


3 Column in perspective



Front view

Side view



Modules

STANDARD DIMENSIONS					
L	D	H0	H1	H2	B
Total Length 1218 mm	Total Depth 500 mm	Total Height 2000 mm	Plinth Height 180 mm	Body Height 910 mm	Body Width 400 mm

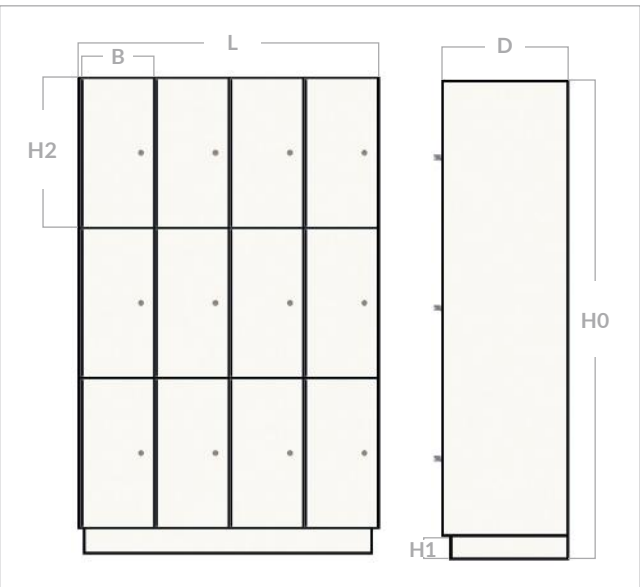
MATERIAL SPECS		OPTIONS
Door	: 13 mm Compact HPL	<ul style="list-style-type: none"><li>● Turning directions left or right (DIN)</li><li>● Number engraving</li><li>● Sloping tops</li><li>● Top panels</li><li>● Ventilation cut out</li><li>● Filler panels</li><li>● Bench mounted</li><li>● Extra shelves</li></ul> <p><i>Other adjustments upon request</i></p>
Plinth	: 13 mm Compact HPL	
External walls	: 13 mm Compact HPL	
Internal walls	: 8 mm Compact HPL	
Shelves	: 8 mm Compact HPL	
Back panel	: 2,5 mm Compact HPL	
Adjustable plinth	: Integrated	



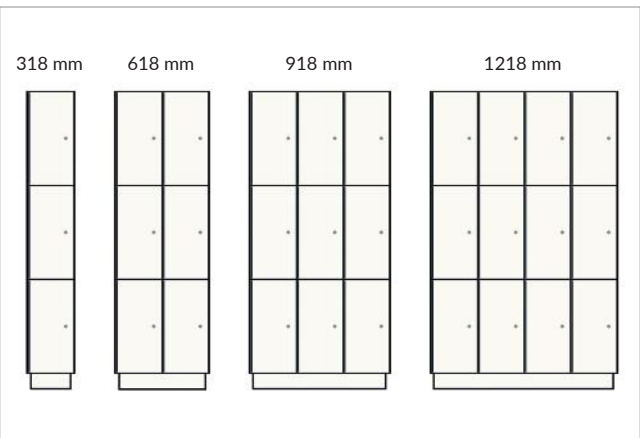
LOCKERS - 3 TL 300



4 Column in perspective



Front view



Modules

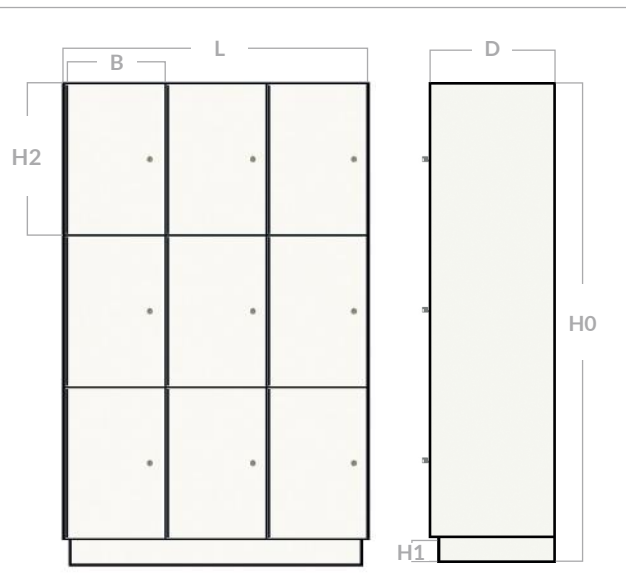
STANDARD DIMENSIONS					
L	D	H0	H1	H2	B
Total Length 1218 mm	Total Depth 500 mm	Total Height 2000 mm	Plinth Height 180 mm	Body Height 606 mm	Body Width 300 mm

MATERIAL SPECS		OPTIONS
Door	: 13 mm Compact HPL	<ul style="list-style-type: none"><li>Turning directions left or right (DIN)</li><li>Number engraving</li><li>Sloping tops</li><li>Top panels</li><li>Ventilation cut out</li><li>Filler panels</li><li>Bench mounted</li><li>Extra shelves</li></ul> <p>Other adjustments upon request</p>
Plinth	: 13 mm Compact HPL	
External walls	: 13 mm Compact HPL	
Internal walls	: 8 mm Compact HPL	
Shelves	: 8 mm Compact HPL	
Back panel	: 2,5 mm Compact HPL	
Adjustable plinth	: Integrated	

LOCKERS - 3 TL 400

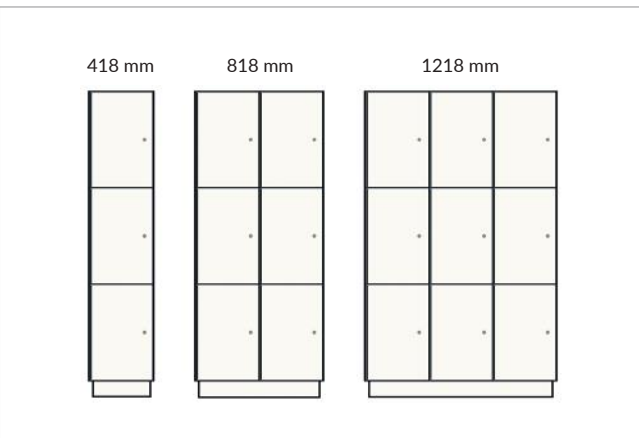


3 Column in perspective



Front view

Side view



Modules

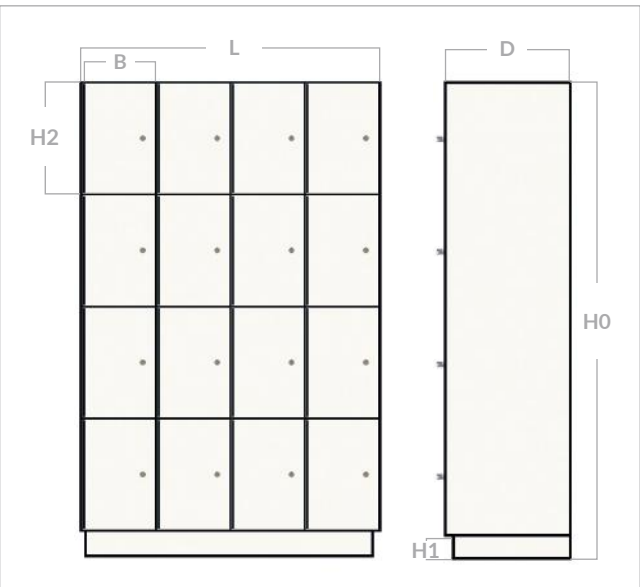
STANDARD DIMENSIONS					
L	D	H0	H1	H2	B
Total Length 1218 mm	Total Depth 500 mm	Total Height 2000 mm	Plinth Height 180 mm	Body Height 606 mm	Body Width 400 mm

MATERIAL SPECS		OPTIONS
Door	: 13 mm Compact HPL	<ul style="list-style-type: none"><li>Turning directions left or right (DIN)</li><li>Number engraving</li><li>Sloping tops</li><li>Top panels</li><li>Ventilation cut out</li><li>Filler panels</li><li>Bench mounted</li><li>Extra shelves</li></ul> <p>Other adjustments upon request</p>
Plinth	: 13 mm Compact HPL	
External walls	: 13 mm Compact HPL	
Internal walls	: 8 mm Compact HPL	
Shelves	: 8 mm Compact HPL	
Back panel	: 2,5 mm Compact HPL	
Adjustable plinth	: Integrated	

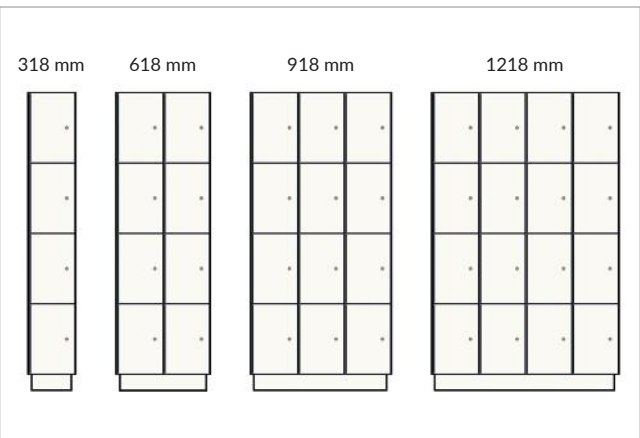
LOCKERS - 4 TL 300



4 Column in perspective



Front view



Modules

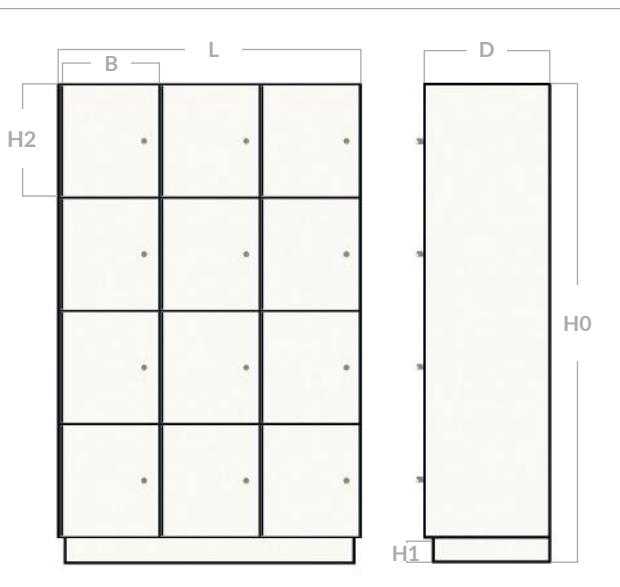
STANDARD DIMENSIONS					
L	D	H0	H1	H2	B
Total Length 1218 mm	Total Depth 500 mm	Total Height 2000 mm	Plinth Height 180 mm	Body Height 455 mm	Body Width 300 mm

MATERIAL SPECS		OPTIONS
Door	: 13 mm Compact HPL	<ul style="list-style-type: none"><li>Turning directions left or right (DIN)</li><li>Number engraving</li><li>Sloping tops</li><li>Top panels</li><li>Ventilation cut out</li><li>Filler panels</li><li>Bench mounted</li><li>Extra shelves</li></ul> <p>Other adjustments upon request</p>
Plinth	: 13 mm Compact HPL	
External walls	: 13 mm Compact HPL	
Internal walls	: 8 mm Compact HPL	
Shelves	: 8 mm Compact HPL	
Back panel	: 2,5 mm Compact HPL	
Adjustable plinth	: Integrated	

LOCKERS - 4 TL 400

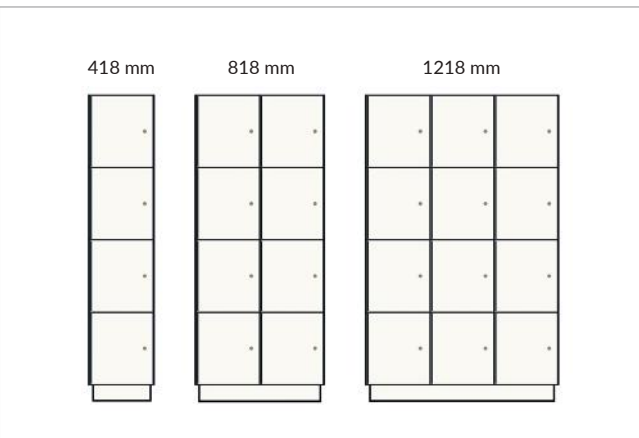


3 Column in perspective



Front view

Side view



Modules

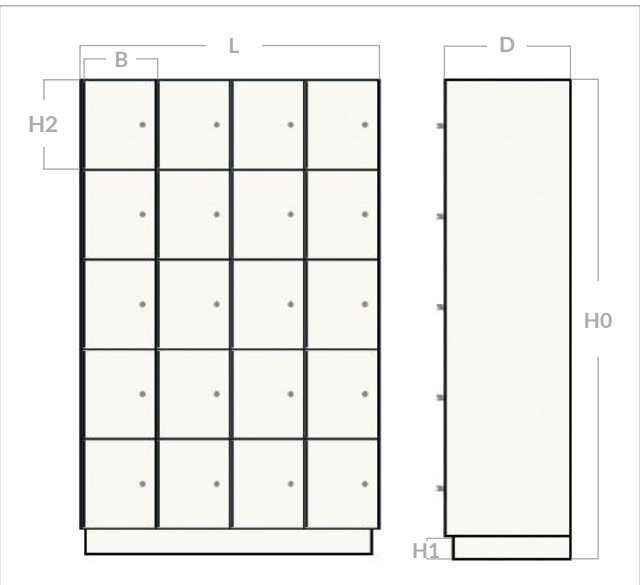
STANDARD DIMENSIONS					
L	D	H0	H1	H2	B
Total Length 1218 mm	Total Depth 500 mm	Total Height 2000 mm	Plinth Height 180 mm	Body Height 455 mm	Body Width 400 mm

MATERIAL SPECS		OPTIONS
Door	: 13 mm Compact HPL	<ul style="list-style-type: none"><li>Turning directions left or right (DIN)</li><li>Number engraving</li><li>Sloping tops</li><li>Top panels</li><li>Ventilation cut out</li><li>Filler panels</li><li>Bench mounted</li><li>Extra shelves</li></ul> <p>Other adjustments upon request</p>
Plinth	: 13 mm Compact HPL	
External walls	: 13 mm Compact HPL	
Internal walls	: 8 mm Compact HPL	
Shelves	: 8 mm Compact HPL	
Back panel	: 2,5 mm Compact HPL	
Adjustable plinth	: Integrated	

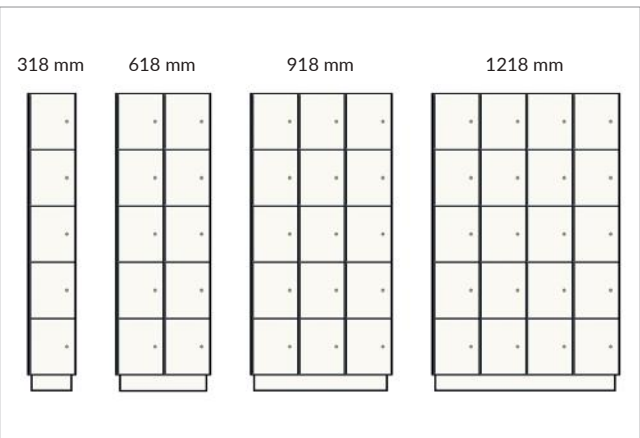
LOCKERS - 5 TL 300



4 Column in perspective



Front view



Modules

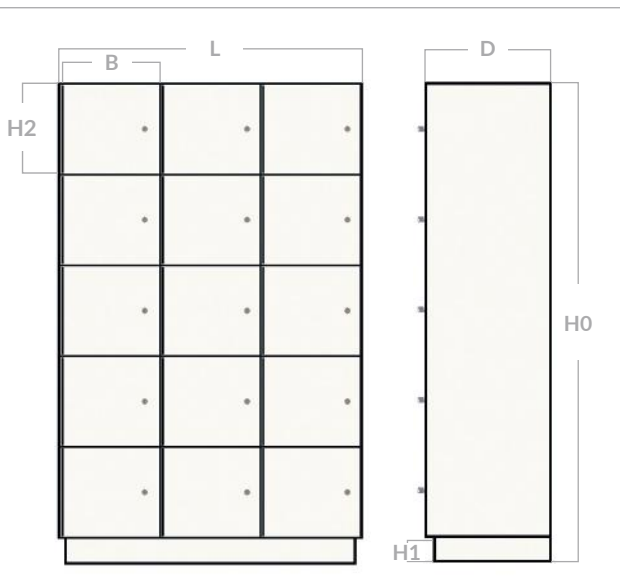
STANDARD DIMENSIONS					
L	D	H0	H1	H2	B
Total Length 1218 mm	Total Depth 500 mm	Total Height 2000 mm	Plinth Height 180 mm	Body Height 364 mm	Body Width 300 mm

MATERIAL SPECS		OPTIONS
Door	: 13 mm Compact HPL	<ul style="list-style-type: none"><li>Turning directions left or right (DIN)</li><li>Number engraving</li><li>Sloping tops</li><li>Top panels</li><li>Ventilation cut out</li><li>Filler panels</li><li>Bench mounted</li><li>Extra shelves</li></ul> <p><i>Other adjustments upon request</i></p>
Plinth	: 13 mm Compact HPL	
External walls	: 13 mm Compact HPL	
Internal walls	: 8 mm Compact HPL	
Shelves	: 8 mm Compact HPL	
Back panel	: 2,5 mm Compact HPL	
Adjustable plinth	: Integrated	

LOCKERS - 5 TL 400

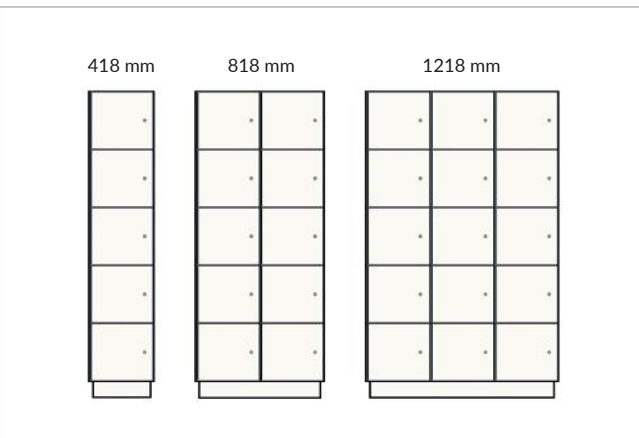


3 Column in perspective



Front view

Side view



Modules

STANDARD DIMENSIONS					
L	D	H0	H1	H2	B
Total Length 1218 mm	Total Depth 500 mm	Total Height 2000 mm	Plinth Height 180 mm	Body Height 364 mm	Body Width 400 mm

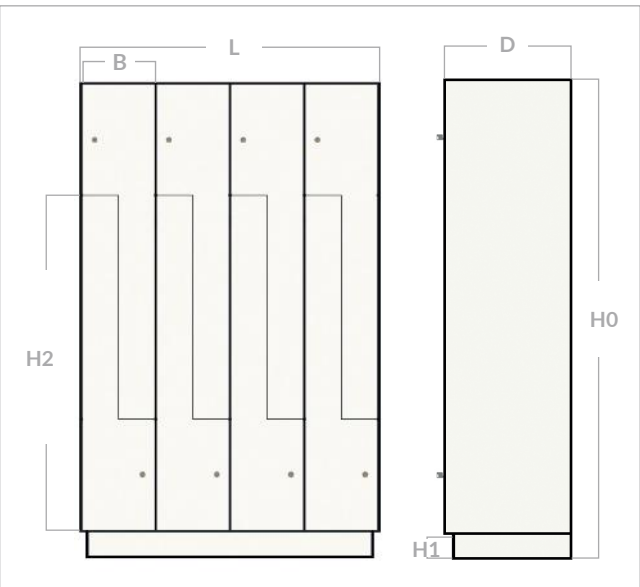
MATERIAL SPECS		OPTIONS
Door	: 13 mm Compact HPL	<ul style="list-style-type: none"><li>Turning directions left or right (DIN)</li><li>Number engraving</li><li>Sloping tops</li><li>Top panels</li><li>Ventilation cut out</li><li>Filler panels</li><li>Bench mounted</li><li>Extra shelves</li></ul> <p>Other adjustments upon request</p>
Plinth	: 13 mm Compact HPL	
External walls	: 13 mm Compact HPL	
Internal walls	: 8 mm Compact HPL	
Shelves	: 8 mm Compact HPL	
Back panel	: 2,5 mm Compact HPL	
Adjustable plinth	: Integrated	



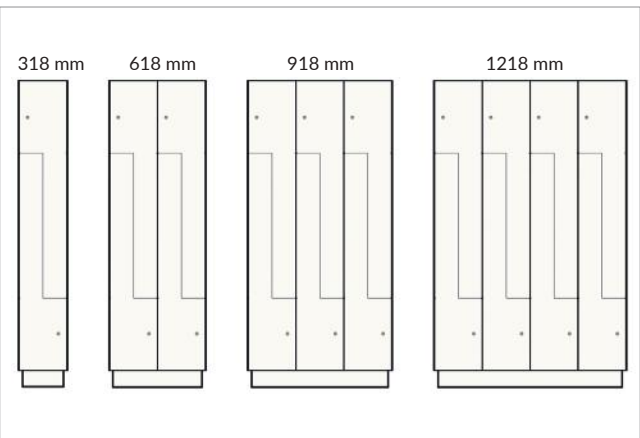
LOCKERS - 2 TLZ 300



4 Column in perspective



Front view




Modules

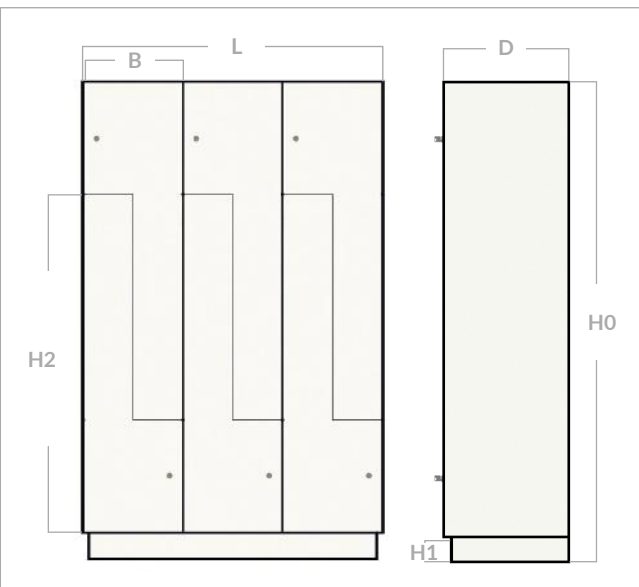
STANDARD DIMENSIONS					
L	D	H0	H1	H2	B
Total Length 1218 mm	Total Depth 500 mm	Total Height 2000 mm	Plinth Height 180 mm	Body Height 1375 mm	Body Width 300 mm

MATERIAL SPECS		OPTIONS
Door	: 13 mm Compact HPL	<ul style="list-style-type: none"><li>● Turning directions left or right (DIN)</li><li>● Number engraving</li><li>● Sloping tops</li><li>● Top panels</li><li>● Ventilation cut out</li><li>● Filler panels</li><li>● Bench mounted</li><li>● Extra shelves</li></ul> <p>Other adjustments upon request</p>
Plinth	: 13 mm Compact HPL	
External walls	: 13 mm Compact HPL	
Internal walls	: 8 mm Compact HPL	
Shelves	: 8 mm Compact HPL	
Back panel	: 2,5 mm Compact HPL	
Adjustable plinth	: Integrated	

LOCKERS - 2 TLZ 400

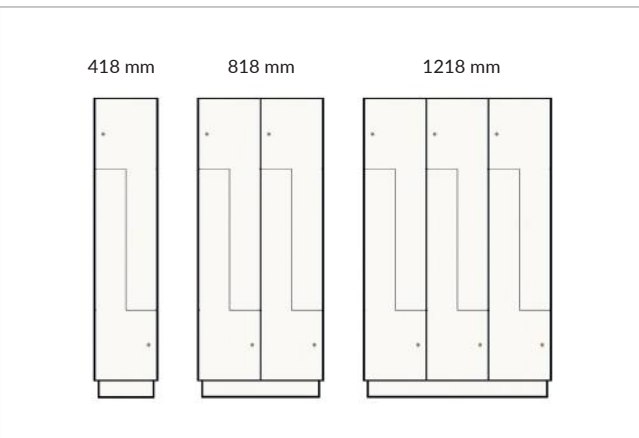


3 Column in perspective



Front view

Side view



Modules

STANDARD DIMENSIONS					
L	D	H0	H1	H2	B
Total Length 1218 mm	Total Depth 500 mm	Total Height 2000 mm	Plinth Height 180 mm	Body Height 1375 mm	Body Width 400 mm

MATERIAL SPECS		OPTIONS
Door	: 13 mm Compact HPL	<ul style="list-style-type: none"><li>● Turning directions left or right (DIN)</li><li>● Number engraving</li><li>● Sloping tops</li><li>● Top panels</li><li>● Ventilation cut out</li><li>● Filler panels</li><li>● Bench mounted</li><li>● Extra shelves</li></ul> <p>Other adjustments upon request</p>
Plinth	: 13 mm Compact HPL	
External walls	: 13 mm Compact HPL	
Internal walls	: 8 mm Compact HPL	
Shelves	: 8 mm Compact HPL	
Back panel	: 2,5 mm Compact HPL	
Adjustable plinth	: Integrated	



Optional: full colour customised stickering or printing

## Locker catalog

KUPAN

### Locker Catalog > Locking systems

These are a few of our basic locking models. Other brands and types are also possible.

For more info, please contact your local KUPAN dealer.

#### ELECTRONIC PINCODE LOCK



- Available in single and multi user
- Four digit user code
- Suitable for dry and wet areas

#### CYLINDER LOCK



- Removable cylinder
- Delivered with two keys
- Suitable for dry and wet areas

#### COIN LOCK



- Removable cylinder with safety key
- Multiple coin options
- Suitable for dry and wet areas

#### LOCKERHASP



- For padlocks
- Delivered excluding padlock
- Suitable for dry and wet areas

#### MECHANICAL PINCODE LOCK



- Four digit user code
- Fixed user
- Suitable for dry areas



For more info, please contact your local KUPAN dealer.